



zimmer

Cryo

Cryo



Cryo 6 ist das perfekte System zur Kühlung der Haut bei Laseranwendungen und Injektionen jeder Art. Das Kaltluftgerät reduziert dabei nachhaltig den Schmerz und verhindert bei Laser- und IPL-Anwendungen thermische Schäden an der Haut.

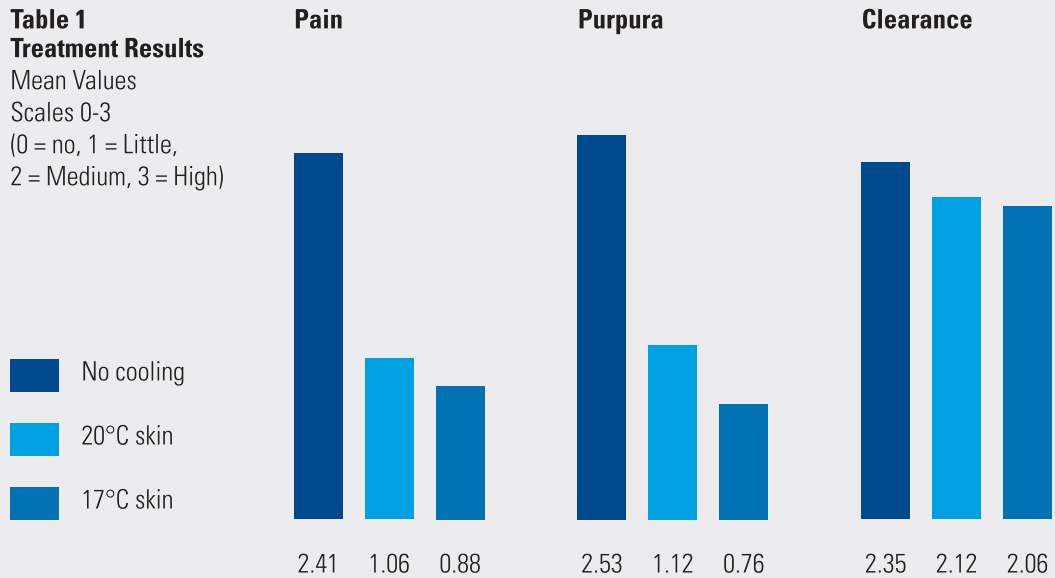
Anders als bei anderen Kühlmethoden wie Kontaktkühlung, Kältesprays oder Icepacks kann mit Cryo 6 die Haut vor, während und nach der Laseranwendung gekühlt werden, ohne die Wirkung des Lasers zu beeinträchtigen.

Evaluation of different temperatures in cold air cooling with Pulsed-Dye Laser

Stefan Hammes and Christian Raulin, MD* Laserclinic Karlsruhe, Karlsruhe, Germany
Lasers in Surgery and Medicine 9999:1–5 (2004)

Table 1
Treatment Results

Mean Values
Scales 0-3
(0 = no, 1 = Little,
2 = Medium, 3 = High)



Background and Objectives

Cold air cooling is widely used in dermatological laser therapy. We investigated the influence of cold air cooling at different skin temperatures on therapeutic outcome and side effects of pulsed dye laser treatment of facial telangiectasia.

Study Design / Materials and Methods

From September 2002 to February 2003, 17 patients with previously untreated facial telangiectasia underwent a single treatment session with flash-lamp pulsed dye laser (3.5 J / cm², 585 nm, 0.45 milliseconds pulse length, 10 mm beam diameter, Cynosure 1 V). The treatment area was divided into three sub-areas: no cooling, cold air cooling to 20°C and to 17°C skin temperature.

The skin temperature was monitored by a prototype infrared sensor system which controlled the temperature of the cold air stream (Cryo 5). In a prospective study, we collected data on purpura, pain, clearance, and patient satisfaction on numerical analog scales (NAS) from 0 (meaning »no«) to 3 (meaning »high«).

Results

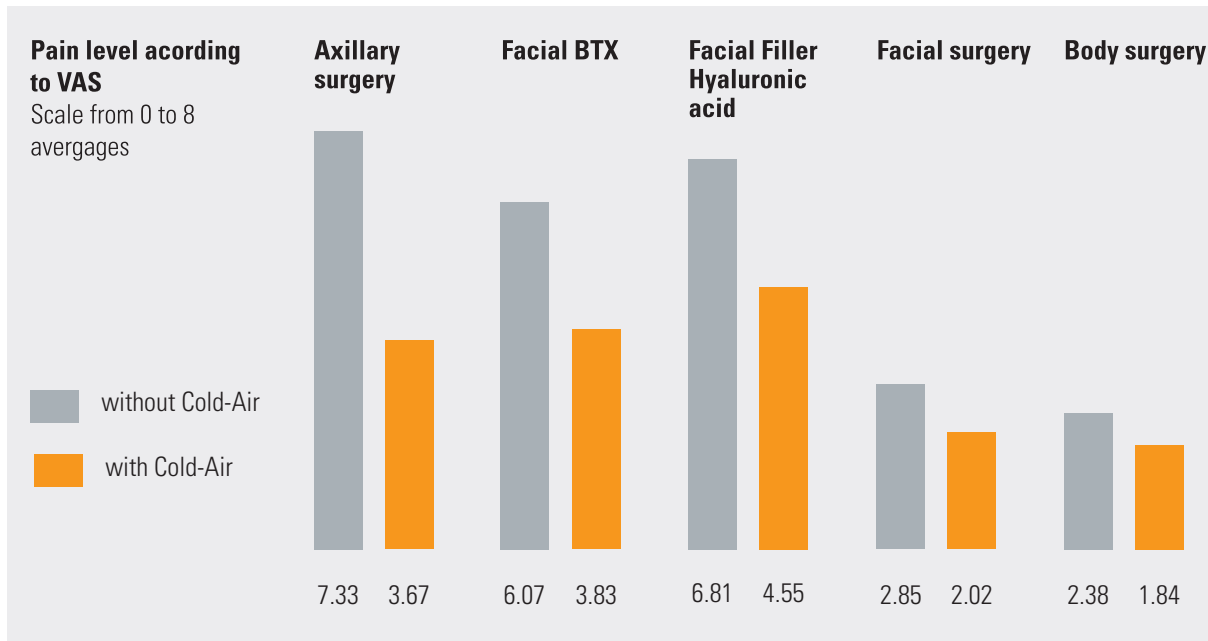
Without cooling, purpura (2.53), pain (2.41), and clearance (2.35) were rated medium to high. Cooling to 20°C reduced purpura (1.12) and pain (1.06), whereas the clearance (2.12) was only slightly affected. Cooling to 17°C reduced purpura (0.76) and pain (0.88) even more, the clearance (2.06) was lowered marginally. Most patients preferred cooling to 20°C skin temperature.

Conclusion

In dermatological laser therapy of facial telangiectasia, the use of cold air cooling can significantly reduce side effects and increase patient satisfaction while only slightly affecting clearance. Cooling to 20°C skin temperature proved to be a well-balanced middle course. For the practical use of cold air cooling, we thus recommend cooling to a level which the patient can tolerate without problems and to try to increase the energy densities.

Pain reduction during skin injections by cold air application

Dr. Markus Steinert, Laserclinic Dr. Steinert, Biberach, Germany



Material and method

The treatment with and without cold air application was conducted in halfside comparison.


The force of the air current corresponded with level 5 of the instrument Cryo 6 by the company Zimmer MedizinSysteme (scale of levels 0-9). Each patient served as his/her own monitoring, as the intervention took place symmetrically on both body halves, the cold air treatment however only on one half. Measured was the subjectively declared pain by means of a visual analog scale of 1-10, whereby 1 indicated no

pain and 10 the most severe imaginable. As pain occurrence was applied the prick with the injection needle, either to inject BTX, Hyaluronic acid or a local anesthetic.

The cold air was applied to the patients during the interventions. The fan level 5 of the instrument Cryo 6 (company Zimmer MedizinSysteme, Neu Ulm) was used. The cooling was applied during the complete duration of the injection (approx. 1 – 2 minutes). Used was an exact cool air nozzle opening of 5 mm. The distance between the cool air nozzle opening and the skin surface was 3 cm. Used were Hyaluronic acid products of the company Zimmer MedizinSysteme *Z Fill* refresh for subdermal injection and *Z Fill* deep for intradermal injection.

Results

All patient groups had significantly less pain after the treatment with cold air than without cold air. This also corresponds with the well studied pain reduction effect of cold air. Cold air relieves pain reliably in cosmetical interventions. Especially significant was the pain relief during the non-surgical treatments with injections of Botulinumtoxin and Hyaluronic acid-fillers. Cold air reliably reduces the pain of the pre-treatment of cosmetical interventions by allowing a painless injection of BTX, Hyaluronic acid or a local anaesthetic.



Easy to operate

A large display clearly indicates all treatment parameters. Cryo 6 features a tactile glass keyboard, which permits the selection of 6 preset programs.

Select a program.
Press Start. That's it!



An optional articulating arm facilitates hand free operation.

The light weight application hose can be connected to selected laser hand-pieces. The user can easily regulate the air flow as needed.



User Defined Programs

3 supplementary storage possibilities are available for user defined programs.

Storage possibility is available for the user's favorite program. This program appears when the Cryo 6 is turned on and at the conclusion of each treatment.

Individual, Favorite and Sequence Program Storage – 3 user-oriented features providing utmost treatment efficiency and state-of-the-art precision.



Economic


Room air is filtered and cooled down to -30°C by closed cooling circuit.

- Cost efficient: no consumable or additional costs
- Powerful: full day operation with no downtime
- Practical: a custom-designed glass shelf just where you need it – for a laser, smoke evacuator or accessories.



Easy Maintenance

A monitoring system measures the defrosted water level and a defrosting feature provides smooth-running daily operation. The air filter is easy to access, just vacuum when dirty.



Technical Data

Power supply	220-240 V / 50 Hz 240 V / 60 Hz 100-120 V / 50-60 Hz
Power input max.	1 KW
Stand-by function	260 W / h
Protection according to IEC 601-1	Class I, Type B
MDD / MPG	Class IIa
Treatment tube length	180 cm
Housing dimensions	H 645 mm / W 390 mm / L 680 mm
Weight	60 kg
Therapy air flow	9 levels, max. 1000 l / min

6 programs combining air flow and treatment time
3 user defined programs
1 favorite user defined program

Set up Menu
Service Menu

Options



Articulating arm



Adapter & Clips



Treatment hose

Zimmer MedizinSysteme GmbH
Junkersstraße 9
D-89231 Neu-Ulm, Germany
Tel. +49 7 31. 97 61-291
Fax +49 7 31. 97 61-299
export@zimmer.de
www.zimmer-aesthetics.com